990672061

10	**0.30**	**2.5**

2014 ..... **2**

..... **6**

..... **8**

..... **10**

..... **29**

..... **36**

..... **42**

..... **42**

..... **43**

..... **49**

..... **57**

..... **59**

..... **157**

cninf 巨潮资讯 www.cninfo.com.cn 中国证监会指定信息披露网站

www.cninfo.com.cn

			000650
	RENHE PHARMACY CO.,LTD		
	RPC		

□ √

	2014	2013		2012
	2,253,212,435.55	1,799,375,836.47	25.22%	2,087,519,161.84
	300,907,595.15	194,182,835.96	54.96%	255,461,059.63

	2014	2013	2012	

2014

“ ” “ ” “

”

22.53 4.22 3.24

3.01 54.96%

2014

2013 GMP

2014

2014

2015

2015 GMP

1

GMP

2

3

OTC

“ ” “ ”

cninf 巨潮资讯 www.cninfo.com.cn 中国证监会指定信息披露

1

	2014	2013		
	2,253,212,435.55	1,799,375,836.47	25.22%	,
	1,854,782,354.85	1,543,420,556.42	20.17%	,
	397,997,934.44	331,071,216.14	20.22%	

2

GMP

	2,253,212,435.55	1,799,375,836.47	25.22%

√ □

4

			2014	
	94,80		89,608,488.68	5.80%

30%

√ □

□ √

	634,031,972.94	24.41%	539,223,181.53	23.16%	1.25%	
	152,281,844.26	5.86%	150,576,190.95	6.47%	-0.61%	
	303,400,967.49	11.68%	251,671,043.02	10.81%	0.87%	
				0.00%		
				0.00%		
	515,540,037.14	19.85%	324,296,614.17	13.93%	5.92%	
	43,487,569.21	1.67%	203,064,985.28	8.72%	-7.05%	

2

□ √

3

□ √

4

□ √

1

30 8 GMP GMP

2

“ ”

3

“ ”

4

1

1

√ □

6,200,000.00	152,200,000.00	-95.93%

	0.00	0	--	0	--	0.00	0.00	--	--
	6,444,528.50	422,500	--	422,500	--	6,733,150.00	288,621.50	--	--
	2009 10 13								
)									

4

□ √

2

1

□ √

2

□ √

3

□ √

cninf 巨潮资讯 www.cninfo.com.cn 中国证监会指定信息披露

3

□ √

4

√ □

				8000	420,767,902.70	159,188,888.50	697,007,159.00	59,538,469.16	54,714,166.20

				5088	221,771,549.20	127,518,323.90	366,149,845.50	52,149,579.81	45,753,280.16
				500	85,140,217.74	34,499,140.92	252,419,216.00	27,048,863.46	20,290,877.90
				500	204,349,732.10	95,081,312.18	964,548,289.30	112,523,073.20	84,386,821.86

5

√ □

3,326.32 641.23 2,402.68 93.00%

	61,050.43	6,799.49	27,029.92	--	--	--	--

2015 1-3

□ √

□ √

2015 “ ”

“ ”

□ √

√ □

2014 1 7 2 - 9 -

√ □

1

[2012]37

[2012]81

2012 8 3

2

3

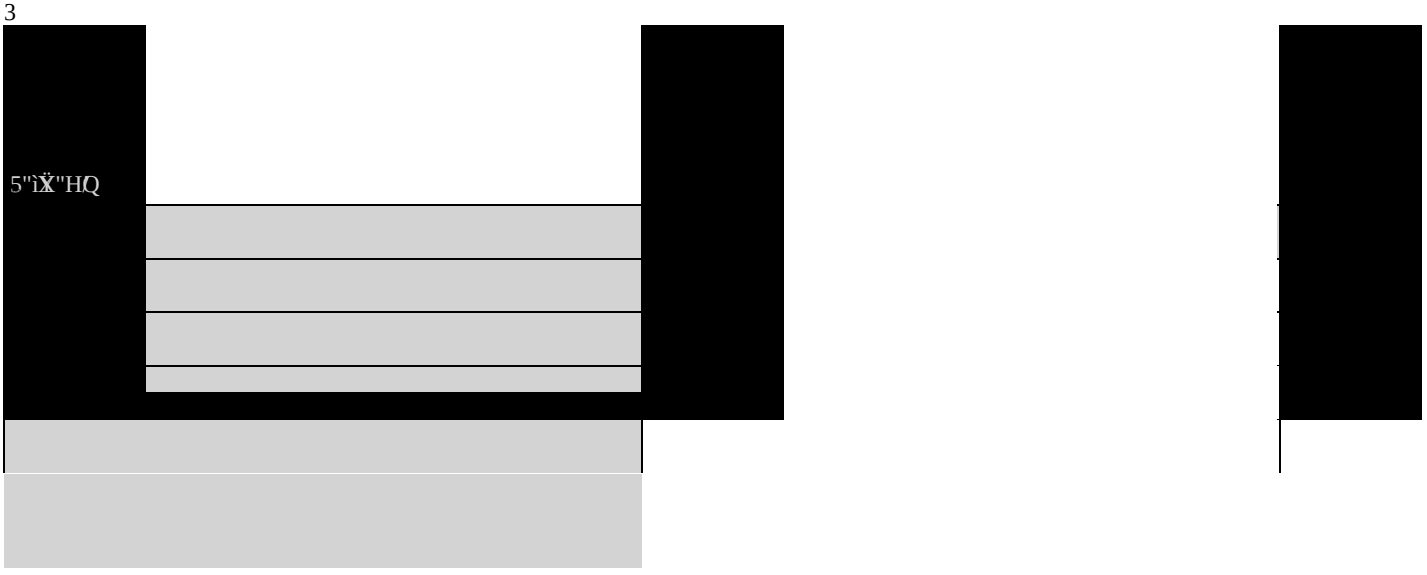

2013 12 31 990,672,061 , 10 1.00 ( ),
2014 6 24 2014 6 18
http://www.cninfo.com.cn 2013 (2014-018)
3 2012 25,546.11 23,067.53 2013
GMP 2012
4 2012 5 16 2011 2011 2011
2011 12 31 630,248,041 10 0.556 3,504.18
2011248,(:/)-2(041)]TJ/C20 9 Tf45.06 0 Td<14D1044C0E2A1BA002jTT0 9 Tf1 0 0 1 17281.1449.66C20 92,jC20 9 Tf1 22 0 Td[<0435>]

	0.30	(	)	2014	12	31		990,672,061	,	10	2.5	( ),

√ □

2014

1 2014

2014	03	13				
2014	06	27				

2014 11 04

□ √

3 2013 3 11

2013 3

12 14 146 449

435 4,794 4,648

2013 3 12

435 4,648

4 2013 3 21

JLC1 037029 5.44

5 2014 4 24

( ) ί 4

15 250

435 420 4,648 4,398 ( ) 2013

( ) ί “ ”

( ) ί 2014 5 13

1099.5

3298.5

6 2015 4 23

( ) ί 4

36 220.5

420 384 3,298.5 3,078 ( ) 2014

( ) ί “ ”

( ) ί

1,026 2,052

7 2013 2014 Ẹ ̈A Ь ǟ Ẹ ŭ ﻳﻬﻢ ﻗﺪ Ь ṉ ﻳﺞ

5

1

2

□ √

√ □

2014 4 24 2014 5 23 2014
2014 ( ) 2014
2014 32

“ ”

□ √

□ √

□ √

√ □

2014 9 10 10 30 2014-024
033 1.5 4250
2014 12 31 4250 1.5
2015 3 25 5% 2015-006
+ FSC 2015 2
11 12 4250 2015 3 23 24
703
1.4297

□ √

□ √

cninf 巨潮资讯 www.cninfo.com.cn 中国证监会指定信息披露网站

1

1

√ □

(A)	2012 06 28	8.1	45,300,000	2012 07 12	45,300,000	

2012 1 6 2011 2012 2 7
([2012]154) 2012 7 3 2011
4,530 35,888.41 2012 7 12
12 945,372,061 990,672,061 2012 7 11
http://www.cninfo.com.cn 2011 (2012-029)

2

√ □

2012 7 3 2011 4,530 35,888.41
2012 7 12 990,672,061 441,253,333
44.54% 549,418,728 55.46% 2013 7 12
2013 7 11 (2013-038)
4,530 4.5727% 2013 7 12

3

□ √

1

	40,814		78,002		0

cninfo 巨潮资讯 www.cninfo.com.cn 中国证监会指定信息披露

		5		8	
5%		10			
25.11%	248,753,3 33 000	-192,500,	0	248,753,3 33	

	5,265,011		5,265,011
	5,068,660		5,068,660
	4,699,788		4,699,788
	4,449,100		4,449,100
10 10 10			
10 4	5% 104,300 5,068,660 4,449,100		5,160,711

10 10

□ √

10 10

2

	/				
( )		2001 07 06	72776518-6	18818	

	35.22 5.27

□ √

3

5	1962 2 “ ” “ ” “ ” “ ” “ ” “ ” “ ” “ ” “ ” “ 30 ”	
10		

□ √

cninf 巨潮资讯 www.cninfo.com.cn 中国证监会指定信息披露网站

□ √

cninf 巨潮资讯 www.cninfo.com.cn 中国证监会指定信息披露

				61	2013 02 27	2014 07 01	0	0	0	0
	--	--	--	--	--	--	349,500	0	0	349,500

5

√ □

			2007 01 01	2014 12 31	
			2005 01 01	2014 12 31	
			2012 07 01	2014 12 31	
			2011 01 01		

			52		55.22	0	55.22

47

	--	0	0	--	--	0	0	--	0
	2012 12 2013 1 2 2013 3 12 435 4,648 5.44 2013 3 21 JLC1 037029 120 100 40 20 30 25 80 50								

			2014 12 26	
			2014 12 26	
			2014 07 01	

“ ”

1

2014 12 31 5995

2

		2014
	( )	56
		1027
		2859
	( )	2053
		2816
		2228
		382
		216
		353
		5995

cninf 巨潮资讯 www.cninfo.com.cn 中国证监会指定信息披露

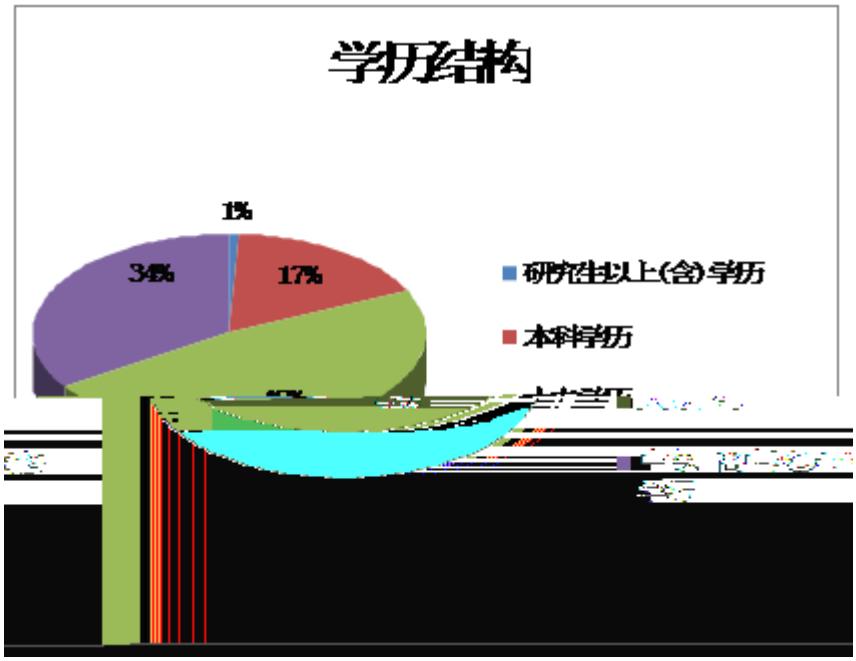



3

2014

2014

http://www.cninfo.com.cn

2014

□ √

1

“ 3.15 ” ” 2014 7

2014 3 “

2014 11 19

http://www.cninfo.com.cn

1

2013	2014 05 23	1 2013 2 2013 3 2013 4 2013 5 2013 6 2014 7 2014		2014 05 24	2013 2014-012 , http://www.cninfo.com.cn/

		4 2015 -2017 5			

3

2014

cninf 巨潮资讯 www.cninfo.com.cn 中国证监会指定信息披露

□ √

1 (1)

(2)

2 (1) (2)

(3)

3 (1) (2)

(3) (4)

(5) (6)

4 (1) (2)

5 (1) (2)

(3)

(4)

“ ”

cninf 巨潮资讯 www.cninfo.com.cn 中国证监会指定信息披露网站

□ √

2012

([2012]35) 2012 3

2014 2013

2014 4 24 2014 5 23 2014

2014 (

[redacted]	2015 04

1

2014 12 31

	634,031,972.94	539,223,181.53
	6,733,150.00	5,215,345.00
	275,368,455.74	242,823,170.83
	152,281,844.26	150,576,190.95
	37,637,437.71	58,447,173.40

	515,540,037.14	324,296,614.17
	43,487,569.21	203,064,985.28
	398,614,980.06	422,254,000.28
	102,204,155.58	102,204,155.58
	6,210,183.93	1,180,559.21
	7,279,350.16	6,058,546.59
	98,961,899.54	2,600,000.00
	1,172,298,175.62	1,061,658,861.11
	2,597,104,303.80	2,328,717,164.66

	71,082,300.24	80,123,866.07

	590,748,773.74	401,283,801.27
	2,032,943,929.62	1,826,424,169.83
	129,101,600.64	112,429,384.07
	2,162,045,530.26	1,938,853,553.90
	2,597,104,303.80	2,328,717,164.66

2

	232,729,417.05	171,675,581.03
	6,733,150.00	5,215,345.00
	3,165,168.00	53,524,684.33
	14,211,103.08	12,879,314.73

	111,781,549.28	116,171,542.63
	38,760,000.00	0.00
	1,344,697,205.07	1,291,713,727.73
	1,795,881,338.96	1,759,573,964.50
	1,528.00	1,528.00
	5,363,270.77	494,902.58
	2,326,057.27	253,381.63
	7,690,856.04	749,812.21

cninf 巨潮资讯 www.cninfo.com.cn 中国证监会指定信息披露

	7,690,856.04	749,812.21
	990,672,061.00	990,672,061.00

	21,731,454.43	16,994,984.40
	397,997,934.44	331,071,216.14
	212,931,513.35	190,430,676.24
	-3,059,126.31	-2,389,407.31
	2,434,710.13	7,801,024.49
“ ”	3,396,387.83	-146,309.99
“ ”	13,510,318.24	6,461,392.28
“ - ”		

2.		
1.		
2.		
3.		
4.		
5.		
6.		
	323,853,637.77	216,002,056.49
	300,907,595.15	194,182,835.96
	22,946,042.62	21,819,220.53
	0.30	0.20
	0.30	0.20

4

	12,164,730.84	22,543,288.25
	2,230,087.52	2,211,220.16
	1,389,985.59	1,262,424.13

cninf 巨潮资讯 www.cninfo.com.cn 中国证监会指定信息披露

5.		
6.		
	123,754,165.99	235,743,046.32

5

	2,304,776,513.69	1,857,136,038.96

	280,882,385.49	243,195,212.28
	259,099,058.68	217,359,311.56

	2,376,000.00	0.00
	114,398,412.41.	

	5,242,537,805.63	4,031,706,771.64
	0.00	100,000,000.00
	38,760,000.00	0.00
	5,302,855,795.63	4,134,837,599.42
	80,592,739.01	127,745,096.33
	6,770.72	0.00
	6,770.72	0.00

1													
2													
3													
4													

,835.96 220.53 ,056.49

8

	990,672,061.00				441,641,026.02				112,758,169.34	213,752,895.93	1,758,824,152.29
	990,672,061.00				441,641,026.02				112,758,169.34	213,752,895.93	1,758,824,152.29
“ ”					4,679,370.72				12,375,416.60	12,311,543.31	29,366,330.63
										123,754,165.99	123,754,165.99
					4,679,370.72						4,679,370.72
1											
2											
3					4,672,600.00						

1											
2											

2											
3					11,488,500.00						11,488,500.00
4											
									23,574,304.63	-23,574,304.63	
1									23,574,304.63	-23,574,304.63	
2											
3											
1											

( )	

1

——

(“

”) `

15 —— (2014) ~

2

12

1

2

1 1 12 31

3

12

cninf 巨潮资讯 www.cninfo.com.cn 中国证监会指定信息披露

4

5

1

1
2
3
4

2

1

2

3

cninf 巨潮资讯 www.cninfo.com.cn 中国证监会指定信息披露网站

1

2

6

7

8

9

1

2

“

”

10

1

2

cninf 巨潮资讯 www.cninfo.com.cn 中国证监会指定信息披露网站

1
2

3

1

2

3

4

3

1
2

1
2

4

5

cninf 巨潮资讯 www.cninfo.com.cn 中国证监会指定信息披露

6

1
2
3
4
5
6

7

8

1

50% 50%

50% 50%

20% 20% 50%

[illegible]

`

巨潮资讯
www.cninfo.com.cn
中国证监会指定信息披露

7

1
2

11

1

	100 100

2

√ □

1 2	5.00%	5.00%
2 3	10.00%	10.00%
3 4	30.00%	30.00%
4 5	80.00%	80.00%
5	100.00%	100.00%

□ √

□ √

3

12

1

2

3

4

5

1
2
3

13

1

1

2

cninf 巨潮资讯 www.cninfo.com.cn 中国证监会指定信息披露网站

2

1

2

3

1

22 ——

s

22 ——

3

22 ——

4

5

22 ——

4

1

22 ——

2

cninf 巨潮资讯 www.cninfo.com.cn 中国证监会指定信息披露

1

2

5

1 2
3 4 5
Ń

3

1

2

3

4 5

3

3

4

18

1

1

cninf 巨潮资讯 www.cninfo.com.cn 中国证监会指定信息披露网站

	35-50	
	10	
	10	
	5-10	
	2-5	

20

1

21

1

2

cninf 巨潮资讯 www.cninfo.com.cn 中国证监会指定信息披露

3

4

22

1

2

23

1

2

3

4

5

24

1

2

3

4

1

2

25

1

2

26 /

( )

1

1 2

2

cninf 巨潮资讯 www.cninfo.com.cn 中国证监会指定信息披露网站

2014 7 1		

1 2014 7 1 2014

2 —— 9 ——

33 —— 39 ——

40 —— 41 ——

2

30 —

	2013 1 1		2013 12 31	
	---	20,571,228.15	---	19,071,193.90
	1,750,000.00	---	1,520,550.00	---
	18,821,228.15	---	17,550,643.90	---
	20,571,228.15	20,571,228.15	19,071,193.90	19,071,193.90

2

□ √

1

		17% 13%
		5%
		5% 7%
		3%
		2%

cninf 巨潮资讯 www.cninfo.com.cn 中国证监会指定信息披露

-

2015 4 19 2012 2015 15%

3

70% 1.2% 12%

1

	33,717.38	20,495.58
	633,980,607.16	539,155,684.40
	17,648.40	47,001.55
	634,031,972.94	539,223,181.53
	0.00	0.00

2014 12 31

2

	6,733,150.00	5,215,345.00
	6,733,150.00	5,215,345.00
	6,733,150.00	5,215,345.00

2014 12 31

cninf 巨潮资讯 www.cninfo.com.cn 中国证监会指定信息披露

3

1

	275,368,455.74	242,823,170.83
	0.00	0.00
	275,368,455.74	242,823,170.83

2

	0.00
	0.00
	0.00

3

	214,871,524.74	0.00
	0.00	0.00
	214,871,524.74	0.00

4

	0.00
	0.00

4

1

cninf 巨潮资讯 www.cninfo.com.cn 中国证监会指定信息披露

3

	2,764,565.93

5

1

1	27,118,708.41	72.05%	56,481,029.61	96.64%
1 2	10,420,249.17	27.69%	1,065,669.13	1.82%
2 3	95,480.13	0.25%	826,541.66	1.41%
3	3,000.00	0.01%	73,933.00	0.13%
	37,637,437.71	--	58,447,173.40	--

1

	10,035,622.50	1-2	2015 2
	10,035,622.50		

2

		(%)
	17,546,776.90	46.62

35.60%

6

1

	12,614,406.13	100.00%	848,162.29							

	12,614,406.13	100.00%	848,162.29	6.72%	11,766,243.84	12,340,052.60	100.00%	885,901.14	7.18%	11,454,151.46

□ √

√ □

1			
1	8,778,415.41	0.00	0.00%
1 2	2,746,188.48	137,309.41	5.00%

4

	5,792,429.44	3,985,501.87
	2,098,111.34	2,014,281.85
	1,032,612.31	2,631,914.82
	3,691,253.04	3,708,354.06
	12,614,406.13	12,340,052.60

5

		2,500,000.00	1-2	19.82%	125,000.00
		708,933.12	1	5.62%	
		691,516.60	1	5.48%	
		591,630.03	1	4.69%	
		547,733.65	1	4.34%	
	--	5,039,813.40	--	39.95%	125,000.00

6

	--	0.00	--	--

7

cninf 巨潮资讯 www.cninfo.com.cn 中国证监会指定信息披露网站

8

7

1

	75,736,171.48					

3

4

cninf 巨潮资讯
www.cninfo.com.cn
中国证监会指定信息披露

1.	70,392,734.13	168,164,338.84	20,428,841.38	7,945,547.23	7,410,663.03	274,342,124.61
2.	17,772,153.54	30,244,280.08	1,501,559.15	1,877,145.68	7,381,908.48	58,777,046.93
1	17,717,849.43	19,906,393.48	1,501,559.15	1,877,145.68	3,190,849.15	44,193,796.89
	54,304.11	10,337,886.60			4,191,059.33	14,583,250.04
3.	39,792.42	1,220,202.40	12,694,749.58	2,313,747.64	463,496.43	16,731,988.47
1	39,792.42	1,220,202.40	303,347.18	121,900.00	463,496.43	

5

	33,263,200.00	17,614,458.21	6,412,260.76	20,947,225.60	9,231.57	3,070,261.80	72.23%	93.00				

200,559,243.41

2 2014 6 6

4,800.00 158 2

2,142.47

11

1

1



2

	0.00	0.00	0.00	0.00	0.00	0.00

	4,181,832.09	1,045,458.03	5,940,196.79	1,485,049.20
	3,924,408.28	981,102.07	0.00	0.00

15

	0.00	2,600,000.00
	38,760,000.00	0.00
	4,201,899.54	0.00
	56,000,000.00	0.00
	98,961,899.54	2,600,000.00

1 2014 12 19
51%

51% 3,876.00

2 2014 8 13 ,
, “ ”) 5,600.00
129 1-2
5,600.00
2015 9 30

16

1

	158,486,433.88	126,856,583.37
	653,384.93	866,523.30
	12,790,859.04	14,053,481.35
	529,946.50	906,044.24
	8,122,113.26	9,504,773.26
	180,582,737.61	152,187,405.52

2 1

cninf 巨潮资讯 www.cninfo.com.cn 中国证监会指定信息披露

	0.00	--

17

1

	42,823,037.32	67,839,965.59
	42,823,037.32	67,839,965.59

2 1

	0.00	--

3

N´ f Â ñg 5‰MqÆeViA… e'M … tÛÜstûÐ	ûÐ

36.88%

18

1

2

1	9,592,891.89	248,064,565.22	239,703,820.17	17,953,636.94
2	0.00	10,603,000.80	10,603,000.80	

	453,510.79	301,759.96
	1,312,465.20	467,983.78
	113,750.96	85,719.26

	3,512,759.00	
	1,000,000.00	
	1,000,000.00	
	5,512,759.00	--

22

	182,000.00			182,000.00	
	182,000.00			182,000.00	--

[2009]9 [2009]19

2009 12 31

[2009]56

23

	19,071,193.90		1,910,276.81	17,160,91
	19,071,193.90			

210.00 2009 2012
361,678.98 904,197.45
5 2008
[2009]218
2008 2009 650.00

2 (2010) ,“

( )” 2014

899.67 . 2013

432.41 , 467.26

27

	127,327,931.42	12,375,416.60		139,703,348.02
	2,305,619.97	0.00		2,305,619.97
	129,633,551.39	12,375,416.60		142,008,967.99

2014 10% 12,375,416.60

28

	401,283,801.27	
	401,283,801.27	
	300,907,595.15	
	12,375,416.60	
	99,067,206.08	
	590,748,773.74	

1) 0.00

2) 0.00

3) 0.00

4) 0.00

5) 0.00

29

cninf 巨潮资讯 www.cninfo.com.cn 中国证监会指定信息披露网站

	2,251,160,685.63	1,220,893,923.99	1,793,603,846.78	997,611,759.68
	2,051,749.92	1,851,944.82	5,771,989.69	1,900,302.78
	2,253,212,435.55	1,222,745,868.81	1,799,375,836.47	999,512,062.46

30

	666,862.78	501,734.04
	1,295,371.66	1,127,164.41
	11,144,067.22	8,790,988.30
	5,116,697.10	3,940,520.58
	3,508,455.67	2,634,577.07
	21,731,454.43	16,994,984.40

31

	133,783,267.65	110,714,138.96
	10,403,372.32	9,795,929.62
	190,151.00	179,975.70
	59,725,270.24	96,180,627.46
	54,279,090.49	61,946,740.76
	111,277,168.89	29,173,185.04
	17,573,556.53	15,411,724.16

2022%(29.) 158.910nBTf3216.4BT[<02C8>3602A6045D02D653604144154.6209FA2F

32

	76,964,233.69	65,211,304.08

	2014	
	2,434,710.13	7,801,024.49

	1,578,982.44	0.00	1,578,982.44
	7,392,876.81	10,443,477.00	7,392,876.81
	372,156.52	747,513.45	372,156.52
	77,329.89	359,481.73	77,329.89
	240,000.00	40,550.00	240,000.00
	233,492.06	2,902,118.54	233,492.06
	36,297.58	322,144.26	36,297.58
	10,143,036.79	14,816,578.84	10,143,036.79

			/
	393,715.82	490,108.83	
	361,678.98	361,678.98	
	117,551.04	58,691.04	
	149,860.15	149,860.15	

1 2014
[2014]34 III 500,000.00
2 [2014]4 2013
100,000.00 [2013]176
1,091,200.00 [2011]15
[2013]138 [2013]220
3,307,200.00
3 [2005]35
2014
4,200.00 [2013]14
30,000.00
4 [2012]653 2002
20 300,000.00
5 [2013]82 2013
7 Tf160A304BE043B45EE>]TJ/TT0 10.5475.68 539.9

	98,484,511.31	60,475,693.61

2

	422,338,149.08
/	105,584,537.27
	-15,556,106.58
	-563,340.77
	11,609,919.85
	-1,660,394.74
	-930,103.72
	98,484,511.31

40

1

	74,837,995.57	81,707,389.50
	3,188,480.82	2,577,806.82
	5,482,600.00	8,863,442.75
	681,830.52	669,982.63
	84,190,906.91	93,818,621.70

2

	144,374,801.30	95,003,264.68
	43,974,249.67	39,173,578.84
	3,270,575.13	4,474,773.40
	129,354.51	140,177.29

cninf 巨潮资讯 www.cninfo.com.cn 中国证监会指定信息披露

	83,785,746.44	110,369,566.53
	123,173.29	102,879.38
	275,657,900.34	249,264,240.12

3

	0.00	80,000.00
	0.00	80,000.00

4

	38,760,000.00	2,600,000.00
	38,760,000.00	2,600,000.00

5

	6,770.72	0.00
	6,770.72	0.00

6

41

1

1	--	--
	323,853,637.77	216,002,056.49
	2,434,710.13	7,801,024.49
	44,193,796.89	42,060,934.90
	24,785,942.28	22,169,391.26
	1,104,584.35	1,921,705.77
“ ”	-52,164.78	465,358.78
“ ”	79,608.71	30,494.20
“ ”	-3,396,387.83	146,309.99
“ ”		48,222.22
“ ”	-13,510,318.24	-6,461,392.28
“ ”	-1,220,803.57	-2,824,245.48
“ ”	-439,591.17	-119,957.57
“ ”	-53,383,919.04	-50,546,310.19
“ ”	-28,228,471.66	-10,093,641.15
“ ”	66,291,398.45	-17,382,508.20
	2,762,323.19	10,137,915.75
	365,274,345.48	213,355,358.98
2	--	--
3	--	--
	634,031,972.94	539,223,181.53
	539,223,181.53	449,614,692.85
	94,808,791.41	89,608,488.68

cninf 巨潮资讯 www.cninfo.com.cn 中国证监会指定信息披露

2

	0.00
	--
	--
	0.00
	--
	0.00

3

	0.00
	--
	0.00
	--
	0.00
	--
	0.00

4

	634,031,972.94	539,223,181.53

42

“ ”

43

	0.00	--

1

1

3

1

1

( )		1		85.00%	85.00%	
( )		1		88.03%	88.03%	

( )						
		1		60.00%	60.00%	
		157 -157-8	;	100.00%	100.00%	
		157 -3		52.00%	52.00%	
( )		158		100.00%	100.00%	
( )		1		100.00%	100.00%	
( )				100.00%	100.00%	
( )		29		100.00%	100.00%	
( )		6		100.00%	100.00%	
( )		399		100.00%	100.00%	
( )		6		55.00%	55.00%	
				54.91%	54.91%	

( )		758				
( )		758		85.00%	85.00%	
( )				100.00%	100.00%	

(158)

( )	20,138.82	7,892.86	28,031.68	4,740.28	958.85	5,699.13	16,578.97	8,644.13	25,223.10	3,406.05	872.50	4,278.55

RçfsR.VGRçfs

			1	1-2	2-5	5
	634,031,972.94	634,031,972.94	634,031,972.94		---	

2

3

4

( )	

5

1

( )		478.63	6,219.48

2

5

		0.00	0.00

6

	6,909,488.69	6,672,862.49

7

6

1

		0.00	0.00	0.00	0.00

2

		0.00	0.00

7

1

√ □

cninf 巨潮资讯 www.cninfo.com.cn 中国证监会指定信息披露

	0.00
	0.00
	5,060,000.00
	5.44 3

1

1

	2015 3 16 --- 2015 3 16 “ ” 500.00 300.00 60% 125.00 25% 75.00 15% B2C		

	“ ” 500.00 300.00 60% 125.00 25% 75.00 15%		

1 2014 9 9

(5%64 78.48 114.26)485.62 re9WnBT0 gC20 9 Tf203.78 519.88 Td<0515043B31B0302004F10ABC24T2542

15.14%

(150,000,000)

2015 3 23

24

703

0.71%

14.43%

2 2014 10 29

4.29% (

42,500,000)

2014 11 12

3

1

1

	14,211,103.08	100.00%			14,211,103.08	12,879,314.73	100.00%			12,879,314.73
	14,211,103.08	100.00%			14,211,103.08	12,879,314.73	100.00%			12,879,314.73

□ √

□ √

□ √

2

0.00 0.00

	0.00	--

3

Ø.

1			
1	249,093.51	0.00	0.00%

	38,763.51	126,019.43
	194,091,882.25	224,091,882.25
	15,130.00	4,800.00
	194,355,775.76	224,575,701.68

5

		106,091,882.25	1-2	54.59%	

3

2

3

4

1

√ □

	-27,443.93	
	7,392,876.81	
	15,420,053.95	
	1,486,652.12	
	-364,070.57	
	2,202,415.28	
	425,391.47	
	21,280,261.63	--

1 ——21, 0 Td <4 Td (1)Tj EMC /P 164. 0. 140 >>BDC /C2_0 9 Tf 6.72 05T

2

□ √

3

4

□ √

cninf 巨潮资讯 www.cninfo.com.cn 中国证监会指定信息披露

( )
( )
( )